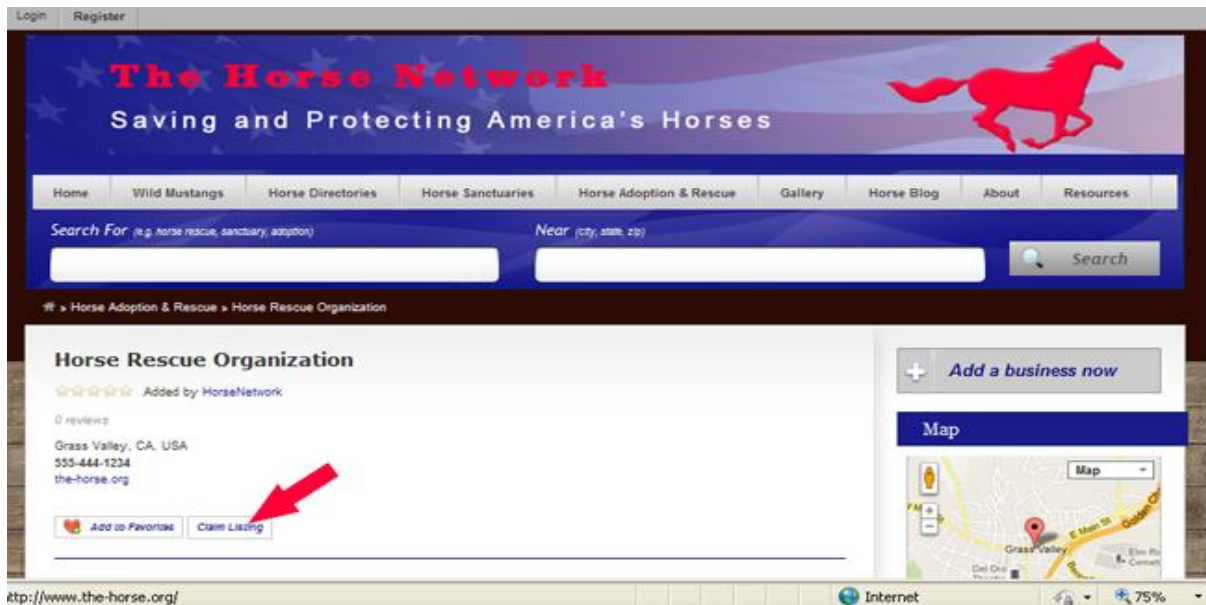


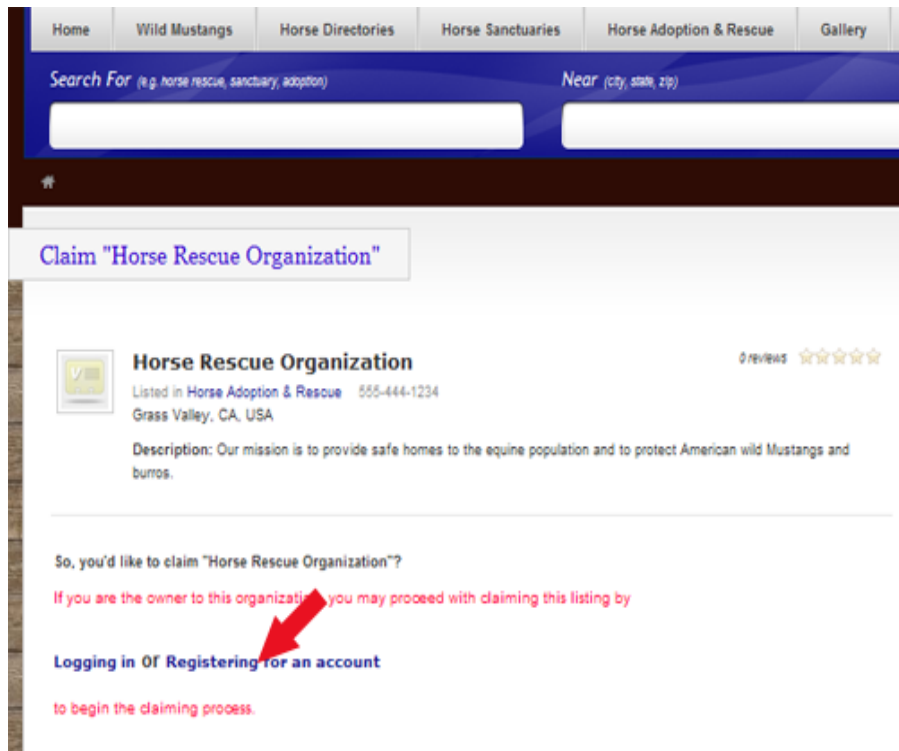
The Horse Network Directory

How to Claim your Listing

1. First use the search box and type in your organization name or state to locate your listing.
2. Click on the claim listing tab.



3. Click on the [Register for an Account](#)



4. Fill in the appropriate information:

Register

Complete the fields below to register.

Username:

Email:

Password:

Password Again:

Strength indicator

Hint: The password should be at least seven characters long. To make it stronger, use upper and lower case letters, numbers and symbols like ! " ? \$ % ^ & ;).

Register

5. Choose a plan. **Basic is FREE.** If you'd like a **Feature Listing** that is displayed on both the Category Home Page, the cost is only \$5 for 60 days.

Select a Plan

Basic
Add your organization and photos for Free. Upgrade to Featured Listing on Category Home page for \$5 for 60 days by checking the check box.

Please choose additional featured options:
 Feature on Category for 60 days for only \$5 more.

\$0 Unlimited days
Choose this option

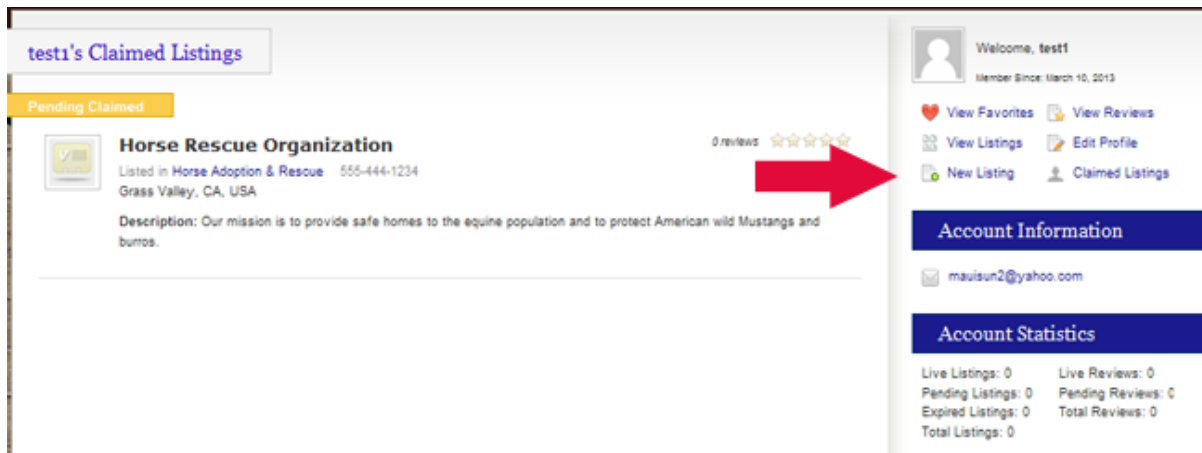
Continue

If you'd like a Feature Listing that is displayed on both the Category Home Page, the cost is only \$5 for 60 days.



6. Click Continue

7. And you will notice control buttons on the left side, which you can update your profile, check your listing, etc.



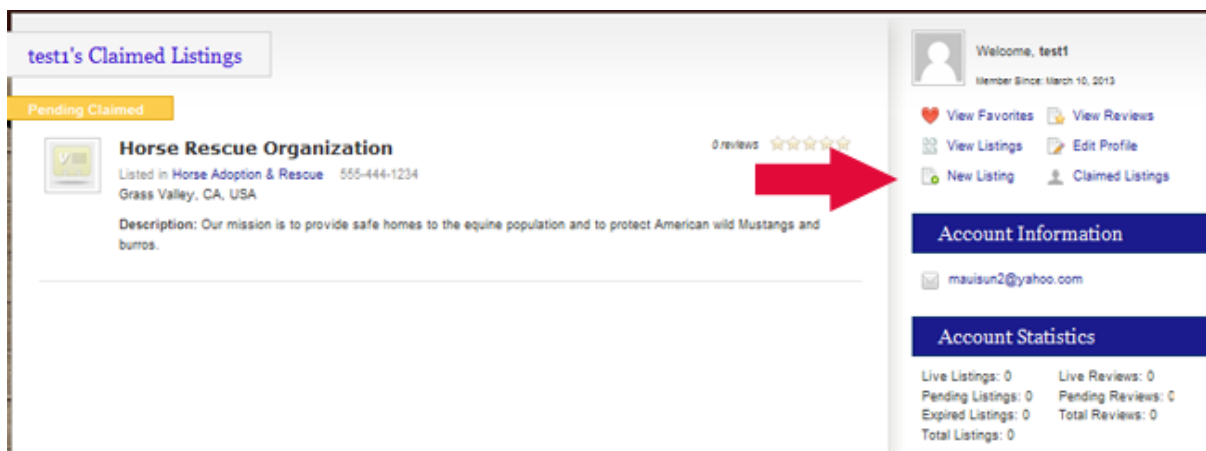
NOTE: Your listing will be PENDING until approved by The Horse Network. We will then do our best to verify the claim and approve it. Please note that we cannot guarantee that this listing actually belongs to you, but will do our best to verify.

Upon Approval

8. Once your claim has been approved, you will receive an email of the approval and you can then log onto The Horse Network and make updates to your listing. Click on the Dashboard to Login. Once you Login you'll need to click on the Dashboard AGAIN to go to your control panel.

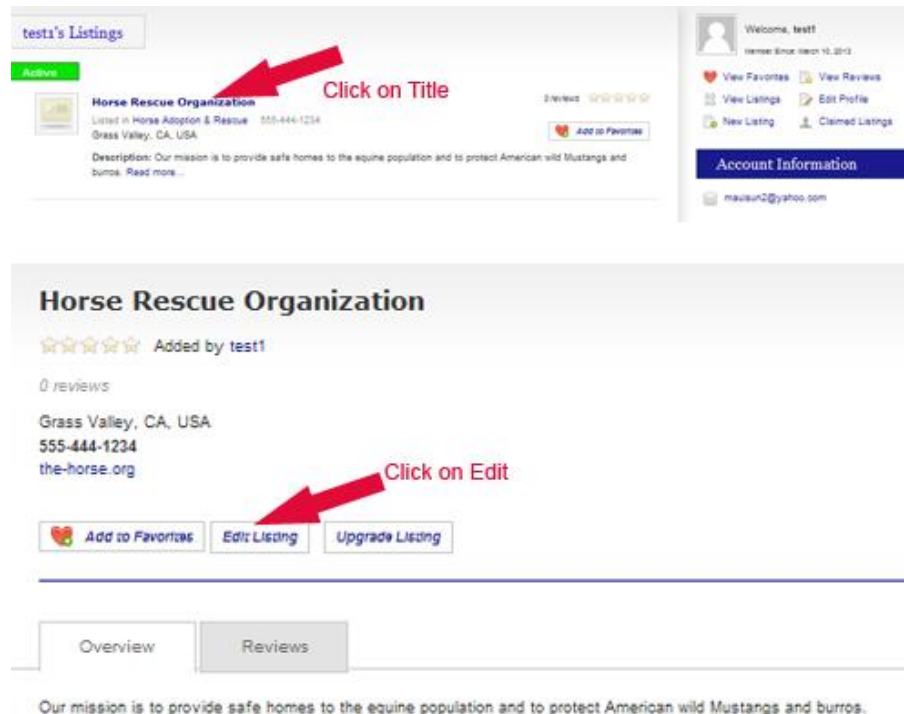


Control Panel



To Edit Your Listing

1. Click on the title or your organization and then the edit tab.



The image shows two screenshots of a listing page. The top screenshot shows a listing for 'Horse Rescue Organization' with a red arrow pointing to the title and the text 'Click on Title'. The bottom screenshot shows the same listing with a red arrow pointing to the 'Edit Listing' button and the text 'Click on Edit'.

testa's Listings

Active

Horse Rescue Organization 3 reviews ☆☆☆☆

Listed in Horse Adoption & Rescue 555-444-1234
Grass Valley, CA, USA Add to Favorites

Description: Our mission is to provide safe homes to the equine population and to protect American wild Mustangs and burros. [Read more...](#)

Welcome, test1
Member Since: March 16, 2012

[View Favorites](#) [View Reviews](#)
[View Listings](#) [Edit Profile](#)
[New Listing](#) [Claimed Listings](#)

Account Information

maison2@yahoo.com

Horse Rescue Organization

☆☆☆☆ Added by test1

0 reviews

Grass Valley, CA, USA
555-444-1234
the-horse.org

Add to Favorites Edit Listing Upgrade Listing

Overview **Reviews**

Our mission is to provide safe homes to the equine population and to protect American wild Mustangs and burros.

2. From there you can make the necessary updates like:
 - a. Select a more appropriate category
 - b. Phone number, add website, twitter and Facebook accounts, etc.
3. Upload 5 images. *Pictures speak 1000 words.*
4. Update your description. You can also add a YouTube video link to the description box.
5. If you don't see a map, just click on the Find on Map for your location to display.
6. Click Save